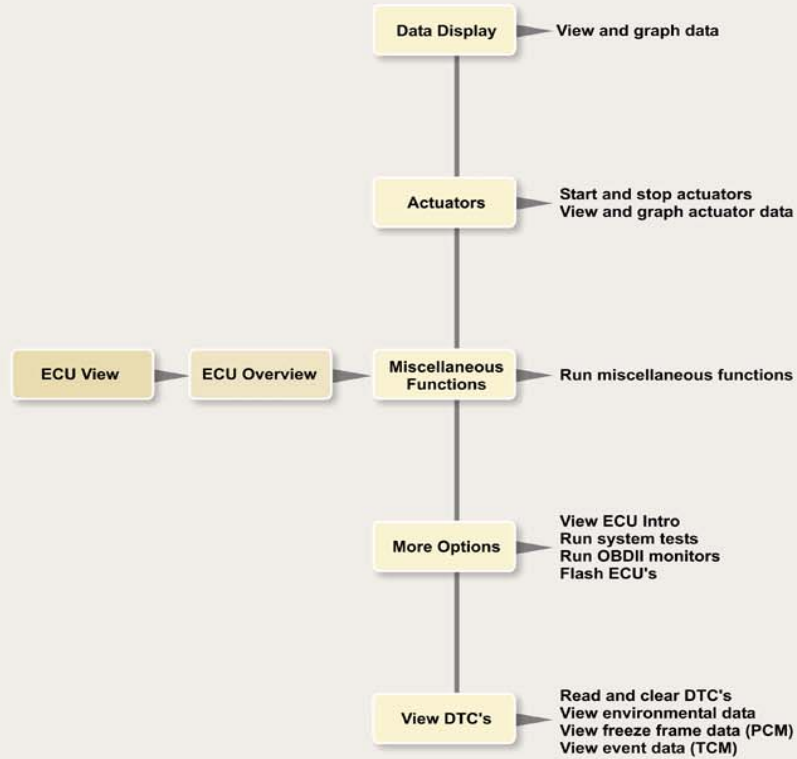
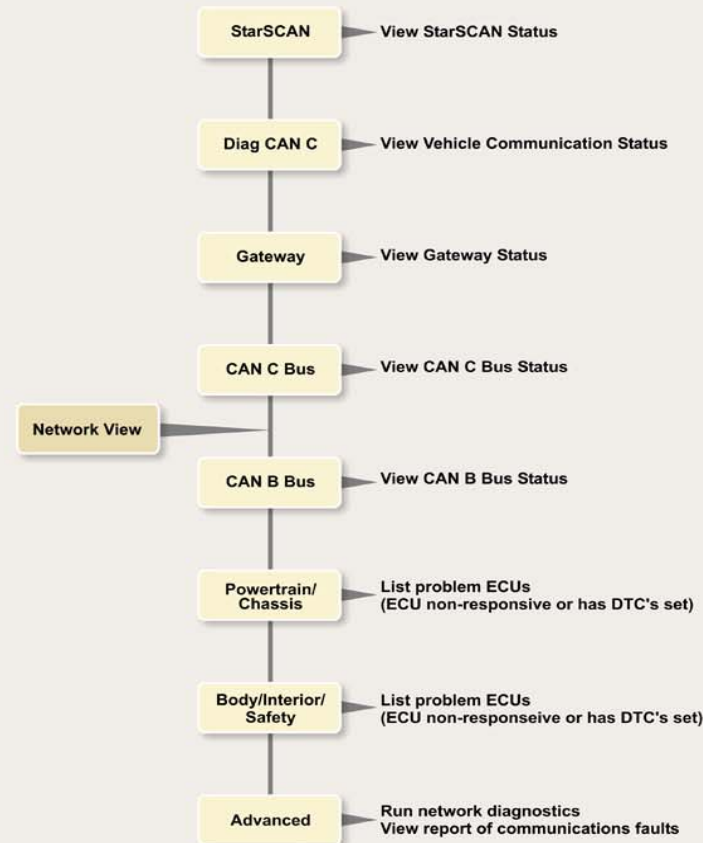


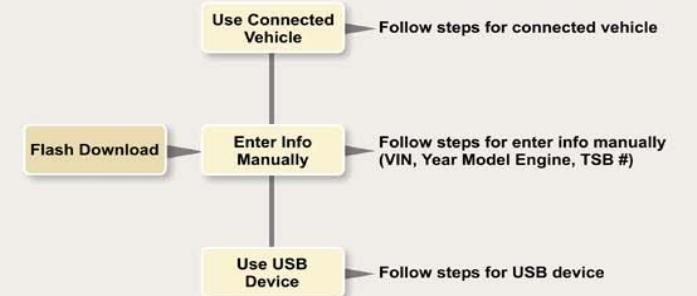
ECU View



Network View



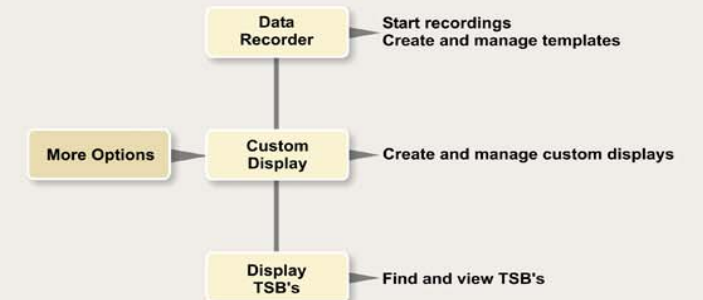
Flash Download



Vehicle Preparation



More Options



StarSCAN Home Screen

ECU View
Shows list of all ECUs on connected vehicle. Indicates if an ECU is responsive, if DTCs are set, and if ECU is located on the CAN B or CAN C Bus.

Network View
Shows graphical representation of vehicle's network. Red buttons indicate trouble spots such as loss of communication or DTCs.

System View
Shows the vehicle organized by system, such as Client Control or Security. Data from many different ECUs might be shown in each system display.

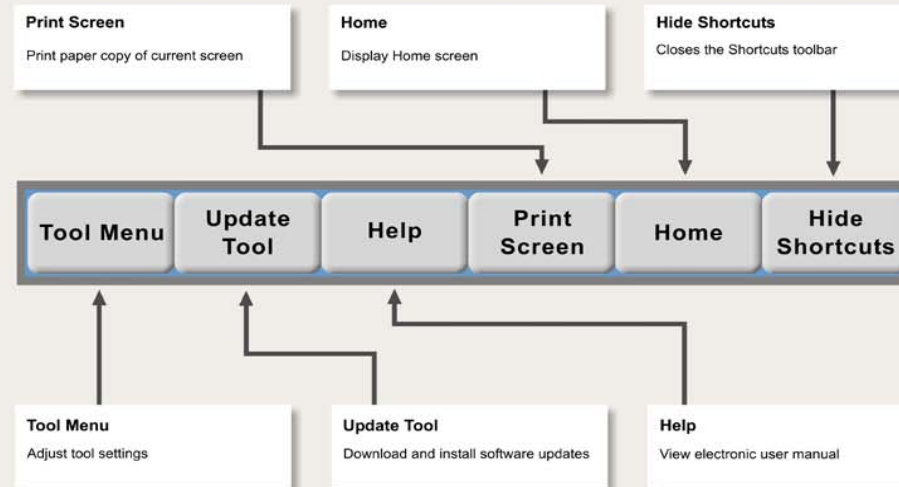
Flash Download
Find and download any available flash updates. Search using a connected vehicle or manually entered criteria: VIN, ECU part #, TSB #, or Year / Model / Engine combination.

Vehicle Preparation
Perform common pre-delivery routines, such as setting customer preferences like "Program Key".

More Options
Access additional features, such as creating a custom data display, creating data recording templates, or viewing TSB's.

Home Screen Elements:
 - Back Button: Returns to previous screen.
 - Year + Model: 2004 HB.
 - Screen Title: Home.
 - Software Version #: 2.10.
 - Show Shortcuts: Opens the Shortcuts toolbar.
 - Engine Type: 5.7 Liter.
 - VIN Info: 1P3E546C2YD519693.
 - Battery Strength: Visual indicator.
 - Wireless Signal: Visual indicator.
 - Network Connection: Visual indicator.

Using the Shortcuts Toolbar



Find more Help/Documentation

1. Refer to the StarSCAN website at www.dcctools.com or the DealerCONNECT STAR Online

2. Refer to Quick Reference Cards for common procedures

3. Follow the tutorials on the DVD for in-depth training

