

StarSCAN*

StarMOBILE*

Fleet & Aftermarket Special Instructions

Special instructions for DaimlerChrysler Fleet and
Aftermarket customers

TABLE OF CONTENTS

INTRODUCTION..... 3

SETTING UP YOUR SCAN TOOL TO ACCESS TECH AUTHORITY .. 3

Introduction

This guide provides special instructions to Fleet and Aftermarket customers of DaimlerChrysler's StarSCAN and StarMOBILE diagnostic scan tools. Currently only special instructions for accessing Tech Authority are included in this document. Further instructions specific to Fleet and Aftermarket customers may be included in this document in the future.

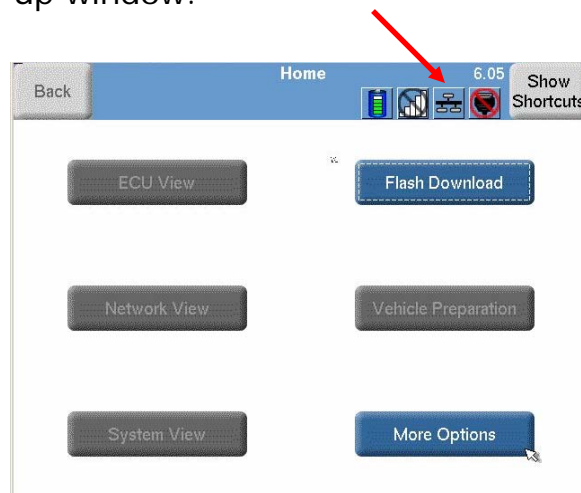
Setting up your Scan Tool to Access Tech Authority

Tech Authority On-line provides service, diagnostic, wiring and training information, as well as, purchase instructions for diagnostic tools for 1995 Chrysler Cirrus, Dodge Stratus and Neon, and Plymouth Neon, and for all 1996 and subsequent model year DaimlerChrysler vehicles. To register for Tech Authority On-line, visit the Tech Authority website located at www.techauthority.com.

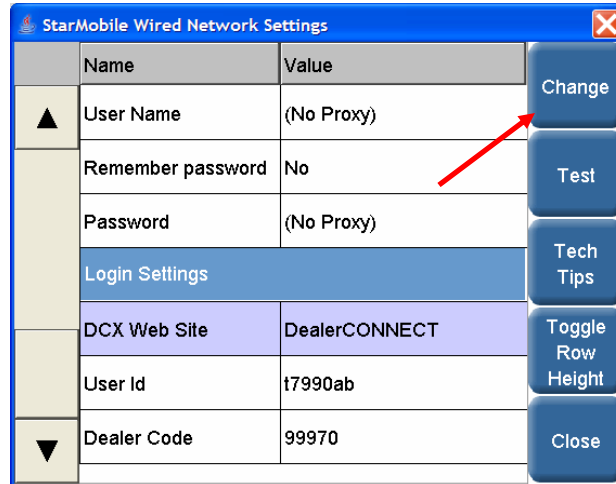
Registered Tech Authority On-line users can access flash updates for vehicle ECUs and scan tool software updates. If you are not registered to use Tech Authority On-line, follow the instructions on the Tech Authority website to register.

Once registered, you can configure your scan tool to access flash files and retrieve scan tool updates by performing the following steps:

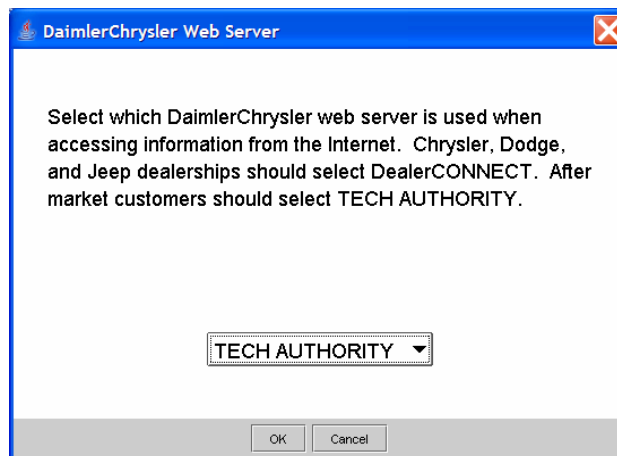
1. From the StarSCAN or StarMOBILE Desktop Client application *Home* screen, press the *Network* icon to view the *Wired Network Settings* pop-up window.



2. Highlight DCX Web Site from the list and press the *Change* button.



3. From the dropdown box, choose *TECH AUTHORITY*. Close the popup window. Your scan tool application will now have access to Tech Authority and can retrieve flash files and software updates.



4. Follow the network configuration guides and training aides available in the *Training Aids* and *Download Center* sections at www.dcctools.com to configure your diagnostic tool for networking. Training Aids and Guides available on the dcctools website include:

Training Aids

- StarMOBILE Initial Networking Setup
- Setup StarSCAN Networking

Guides

- StarSCAN Networking Manual
- StarSCAN Network Troubleshooting Guide
- StarMOBILE Quick Start Networking Guide
- StarMOBILE Network Configuration Guide
- StarMOBILE Network Troubleshooting Guide

